

# UC series F.R.L. Combinations

Feature/ Specification/ Code of order

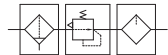
CHELIC

## Feature

- Filter, regulator and lubricator combination.
- Filter the air, setting also adjusting the output pressure and lubricate the air.
- Different combination structure, multiple air source treatment methods.



Symbol :



## Specification

Item	Model	UC 200	UC 300	UC 400
Port size	Rc	1/8, 1/4	1/4, 3/8	1/4, 3/8, 1/2
Fluid		Air		
Filter grade	μm	5		
Pressure range	kgf/cm <sup>2</sup> (kPa)	0.5 ~ 8.5 ( 50 ~ 850 )		
Max. service pressure	kgf/cm <sup>2</sup> (kPa)	10 (1000)		
Ambient and fluid temperature	°C	5 ~ 60		
Recommended lubrication		ISO VG32		
Min. dripping flow rate	L/min	30	85	92
Bowl capacity	cc	25	40	80
Lubricator capacity	cc	30	55	100
Weight	kg	0.40	0.77	1.3
Material	Body	Aluminum alloy die-casting		
	Bowl	Relieving type		

## Code of Order UC 400 - 03 - G - MG - W - P



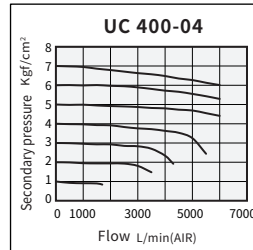
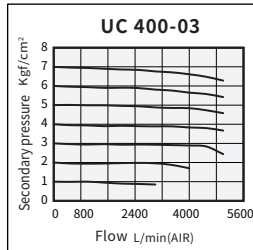
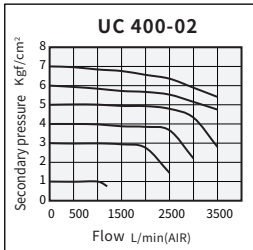
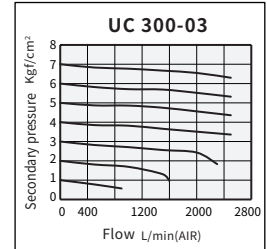
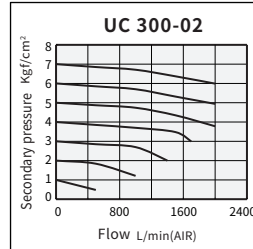
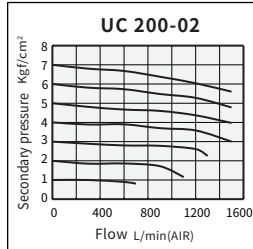
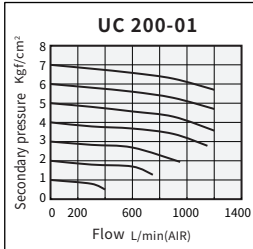
1	Mark	Specification	Model			
			UC 200	UC 300	UC 400	
2	Connection port	01	1/8	●		
		02	1/4	●	●	●
		03	3/8		●	●
		04	1/2			●
3	Thread type	None	RC	●	●	●
		G	PF	●	●	●
		N	NPT	●	●	●
4	Bowl material	None	PC cup	●	●	●
		MG	Metal cup	●	●	●
5	Drain cock type	W	Manual drain cock	●	●	●
		A	Auto drain	●	●	●
6	Pressure gauge	None	Square pressure gauge	●	●	●
		P	PG-10A	●	●	●
		E	PSN 41 Pressure swtich	●	●	●

# UC series F.R.L. Combinations

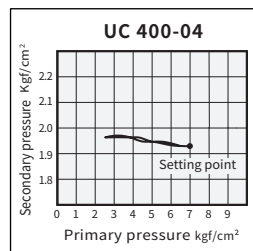
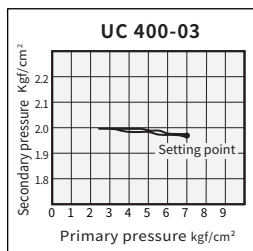
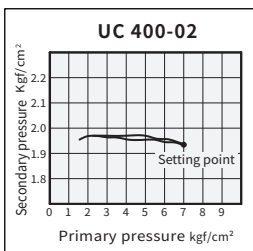
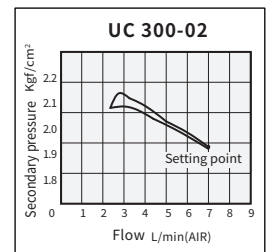
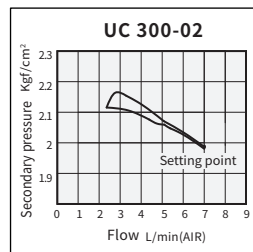
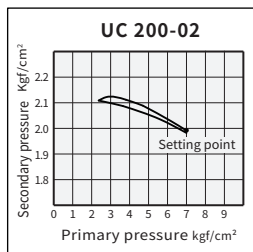
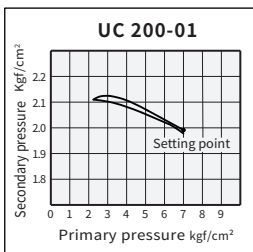
Flow rate characteristic graph/ Pressure characteristics graph

**CHELIC**

## Flow rate characteristic graph



## Pressure characteristics graph



UC

UFC

UFR

UF

UFM

UR

UL

PN300D

UHS

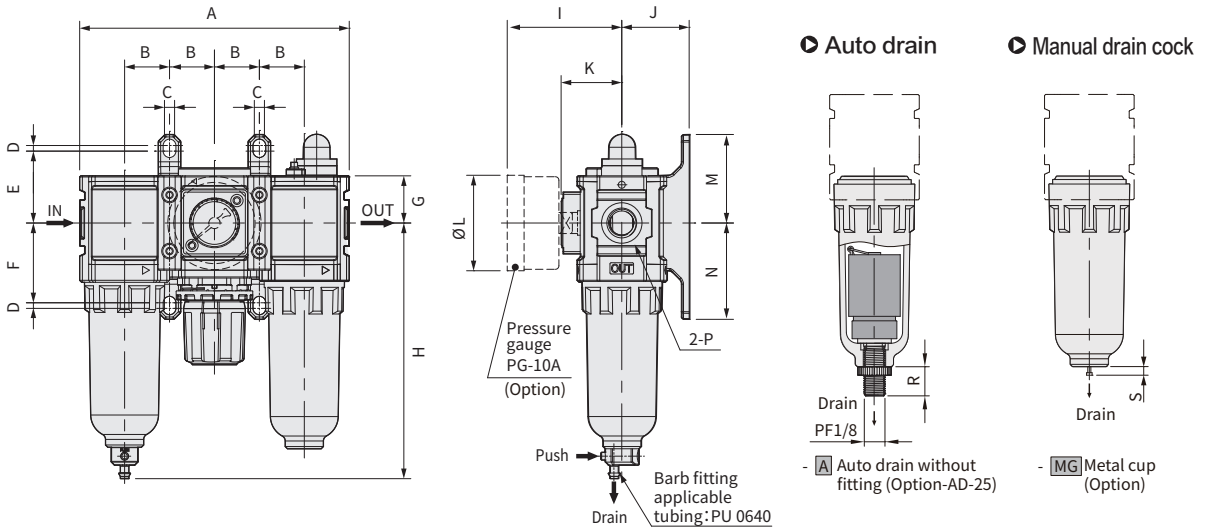
UV

# UC series F.R.L. Combinations

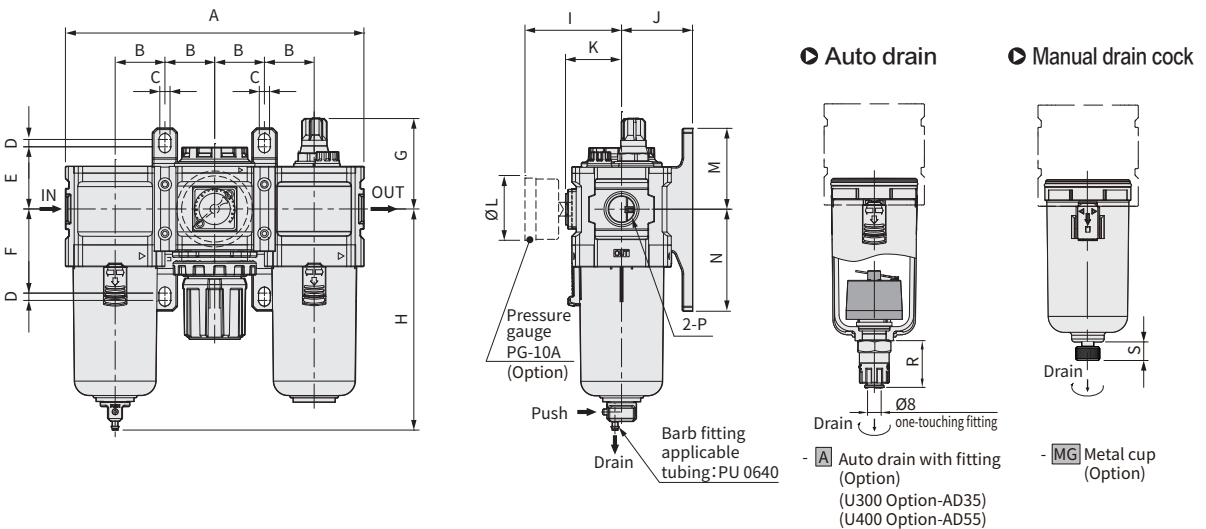
## External dimensions

CHELIC

### UC 200 - W Standard



### UC 300 ~ 400 - W Standard



Unit:mm

No. Model	Size													Square pressure gauge	Pressure switch	Auto drain	Manual drain cock	Female thread
	A	B	C	D	E	F	G	H	I	J	ØL	M	N					
UC 200	120	20	4.5	2.5	32	35.5	39.5	113.8	51	30	27	39.4	42.9	26.7	40.2	13	3	1/8, 1/4
UC 300	162	27	4.5	2.5	37	47	62.5	137.1	56	38.1	42.5	47	57	31	44.5	34.5	12.6	1/4, 3/8
UC 400	204	34	7	5	42.5	57.5	61.8	151.1	66	48.5	42.5	55.3	69.8	38.3	51.8	34.5	12.6	1/4, 3/8, 1/2