

PSN-41 series - Pressure switch

Product features

CHELIC



NC

NFC

PSN-10
30,41

NFR

MFR

MFRD

NF

MF

MFD

NR

ARX

NPR

NL

N

DM

ERX

ERP

PG/AFB
NDV/AD

Specification

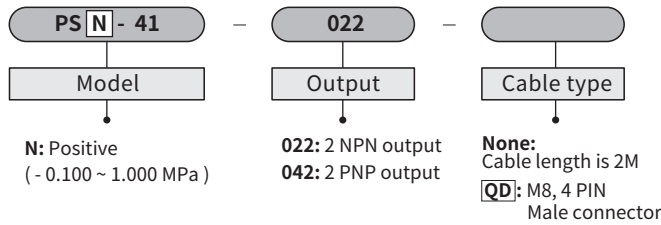
Item	Model	PSN - 41 (Positive)	
Rated Pressure Range		0 ~ 1 MPa	
Set Pressure Range		- 0.100 ~ 1.000 MPa	
Withstand Pressure		1.5 MPa	
Applicable Fluid		Filtered air, Non-corrosive/ Non-flammable gas	
Set pressure resolution	kPa	—	
	MPa	0.001	
	kgf / cm ²	0.01	
	bar	0.01	
	psi	0.1	
Power supply voltage		12 to 24 VDC ±10%, (Ripple (P-P) ±10% or less)	
Current consumption		≤ 40 mA (With no load)	
Switch Output		NPN open collector output Max. Load current: 125 mA Max. Supply voltage: 30 VDC Residual voltage: ≤ 1.5 V or less (with load current of 125mA)	PNP open collector output Max. Load current: 125 mA Max. Supply voltage: 30 VDC Residual voltage: ≤ 1.5 V or less (with load current of 125mA)
	Repeatability	≤ ± 0.2 % F.S. ± 1 digit	
Hysteresis	Hysteresis mode	Adjustable	
	Window comparator mode		
Response time		0.05s, 0.25s, 0.5s, 1s, 2s, 3s selectable	
Output short circuit protection		Yes	
Display		3 ½ digital, LCD display (Red/ Green)(Sampling rate: 5 times / sec.)	
Indicator accuracy		≤ ± 2 % F.S. ± 1 (Ambient temperature: 25 ± 3 °C)	
Switch on Indicator		Red(1 Red) OUT1	
Environmental Resistance	Enclosure	IP 40	
	Ambient temp. range	Operating: 0 ~ 50 °C, Storage: -10 ~ 60 °C (No condensation or freezing)	
	Ambient humidity range	Operating & Storage: 35 ~ 85 % RH (No condensation)	
	Withstand voltage	1000 V AC in 1-min (between case and lead wire)	
	Insulation	≥ 50 MΩ (at 500 V DC between case and lead wire)	
	Vibration	Total amplitude 1.5 mm or 10G, 10 Hz - 55 Hz - 10 Hz scan for 1 minute, 2 hours each direction of X, Y and Z	
Impact	100 m/s ² (10 G), 3 times each in direction of X, Y and Z		
Temperature characteristic		± 2.5% F.S. of detected pressure (25 °C) at temp. (Range of 0 ~ 50 °C)	
Lead wire		Oil-resistance cable (0.15 mm ²)	
Weight (With M8 4PIN male connector)		Approx. 30 g	

PSN-41 series - Pressure switch

Product features

CHELIC

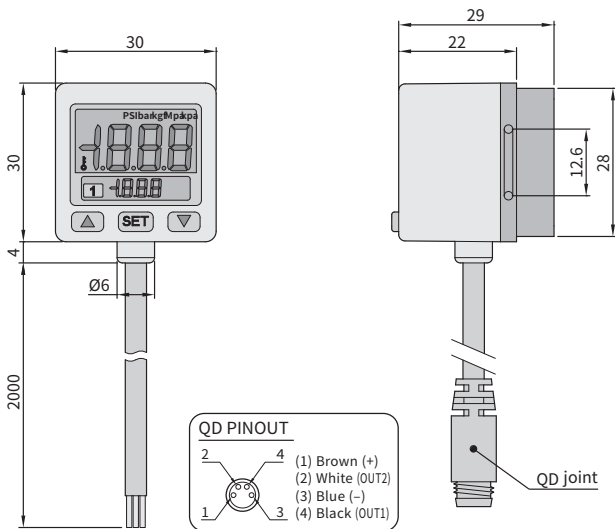
Code of Order



Suitable series

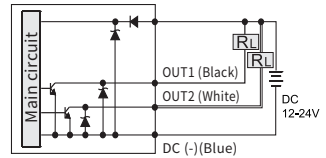
Model	Model series
NC	N200, N300, N400, N450, N500
NFC	
NFR	
NR	

External dimensions

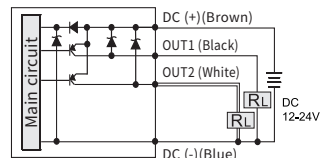


Circuit wiring diagrams

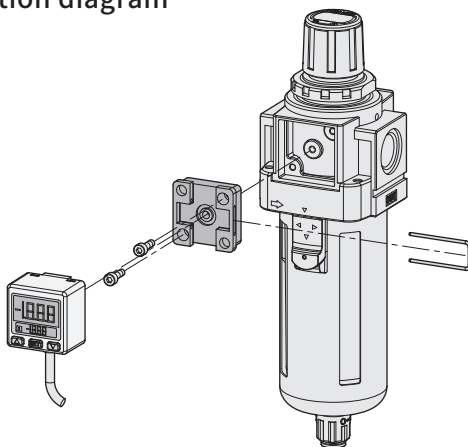
PSN - 41 - 022 2 NPN output



PSN - 41 - 042 2 PNP output



Installation diagram



Complete

